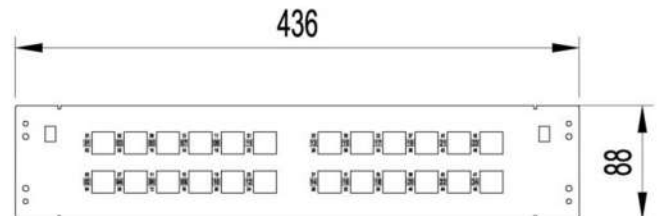
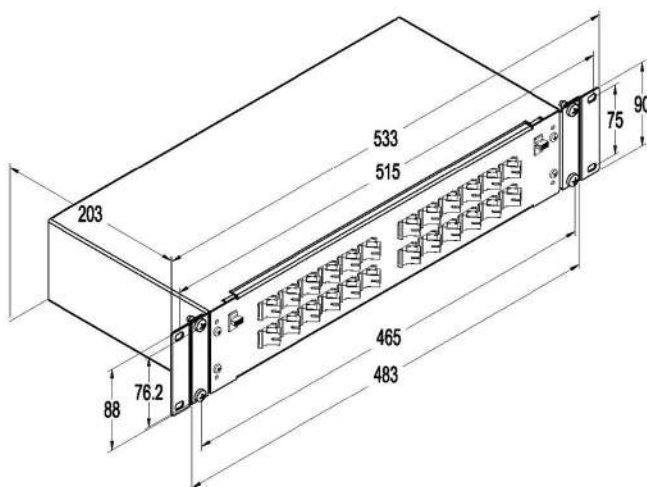


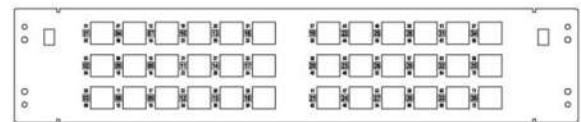
2HU PATCH PANEL - 19"/ ETSI Version

Features:

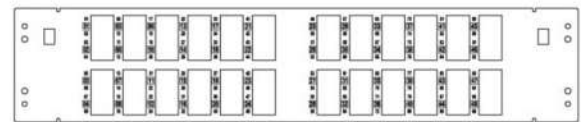
- Drawer version, with easy and quick opening system
- All adapters are angled 45° under front plate to Left or Right or half Left and half Right with using Angle Holders
- Small installation depth (200 mm) suitable for ETSI Racks (with 19"/ ETSI adapters)
- Front protection frame with designation card
- Integrated adjustable splice cassette holder for fix up to 4 cassettes
- The drawer can be easily removed out without tools, if pulled out stays hanging at 40° angle
- Angled cable entry plate for PG 16/PG 11 or PG 13,5/PG 9




Front Plate with slide Latches - Type T1



Front Plate with slide Latches - Type T2



Front Plate with slide Latches - Type T3

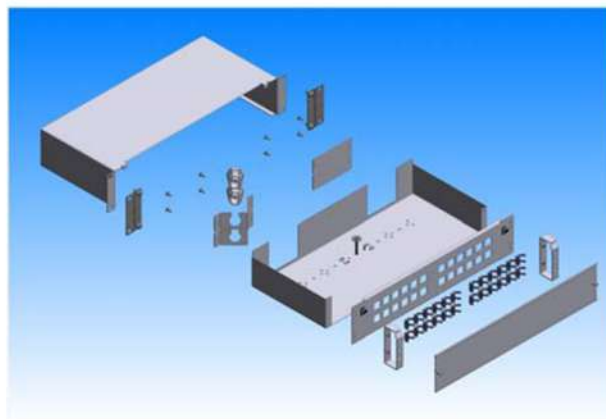


2HU PATCH PANEL - 19"/ ETSI Version

Parts:

| | | | | |
|-----|---|---|-----|--------|
| 1. | Upper Drawer Body 1HU with 19" fastening ears | 1 | pc | |
| 2. | Lower Drawer Body 1HU | 1 | pc | |
| 3.a | Angled cable entry plate for PG 16/PG11 or | | | Option |
| 3.b | Angled cable entry plate for PG 13,5/PG9 | | | Option |
| 4. | Blind Strait plate | 1 | pc | |
| 5. | Splice cassette holder with nut | 1 | Set | |
| 6.a | Front Plate with slide Latches 24 / 48 or | | | |
| 6.b | Front Plate with slide Latches 36 / 72 | | | |
| 6.c | Front Plate with slide Latches 48 / 96 | | | |
| 7. | Front Plate Limitors and Front protection frame with designation card | | | Option |
| 8. | Fastening Adapters 19" – ETSI with screws | 1 | set | Option |
| 9.a | Angled holder Sx (Sx-1 hole) | | | |
| 9.b | Angled holder Dx (Dx-2 holes) | 1 | pcs | |

All metal parts are made from steel,



OD-1HU-A5 / X1_X2_X3_X4_X5_X6/X7_X8_X9_X10

| X1 | CAPACITY / FRONT PANEL TYPE | | |
|----|-----------------------------|--|--|
| T1 | 12 Ports Using SX Adapters | | |
| | 24 Ports Using DX Adapters | | |
| T2 | 24 Ports Using SX Adapters | | |
| | 48 Ports Using DX Adapters | | |

| X2 | ADAPTERS TYPE | | |
|-----|---------------------|----|--|
| FU | FC-UPC Blue | SX | |
| FA | FC-APC Green | SX | |
| SU | SC-UPC Blue | SX | |
| SA | SC-APC Green | SX | |
| LU | LC-UPC Blue | DX | |
| LA | LC-APC Green | DX | |
| EU | E2000-UPC Blue | SX | |
| EA | E2000-APC Green | SX | |
| XU | LX.5-UPC Blue | DX | |
| XA | LX.5-APC Green | DX | |
| FU | FC-UPC | SX | |
| FA | FC-APC | SX | |
| TU | ST-UPC | SX | |
| TA | ST-APC | SX | |
| E2U | *E2000Com-UPC Blue | DX | |
| E2A | *E2000Com-APC Green | DX | |
| URU | *URM-UPC Blue | DX | |
| URA | *URM-APC Green | DX | |

| X3 | ADAPTERS Quantity | | | |
|----|-------------------|-----|-----|--|
| | Front Panel Type | MIN | MAX | |
| | T1 | 0 | 12 | |
| | T2 | 0 | 24 | |

| X4 | PIGTAILS Quantity | | | |
|----|-------------------|--------------|-----|-----|
| | Front Panel Type | Adapter Type | MIN | MAX |
| | T1 | SX | 0 | 12 |
| | | DX | 0 | 24 |
| | T2 | SX | 0 | 24 |
| | | DX | 0 | 48 |

| X2* | ANGLED HOLDERS TYPE | | | |
|-----|-------------------------------|----|----|--|
| AHS | AH-SC cutout | sx | dx | |
| AHF | AH-FC D4 cutout | sx | dx | |
| AHT | AH-ST cutout | sx | dx | |
| AHE | *AH-E2000 dx (compact) cutout | / | dx | |
| AHU | *AH-URM cutout | sx | dx | |

| X5 | SPLICE CASSETTE TYPE - Quantity | | | |
|----|---------------------------------|-----|--|--|
| | MIN | MAX | | |
| A | 1 | 4 | Splice Cassette ZK 06 with 1 pcs 12 port Splice protector holder and 12 pcs heat shrink splice protectors Ø2,5x40 mm | |
| B | 1 | 2 | Splice Cassette ZK 06 with 2 pcs 12 port Splice protector holder and 24 pcs heat shrink splice protectors Ø2,5x40 mm | |

| X6 | ANGLED CABLE ENTRY PLATE - Quantity (Max 2) | | |
|----|--|-----|---------|
| | | MIN | MAX |
| | 0 | 0 | Without |
| | A | 1 | 2 |
| | B | 1 | 2 |

| X7 | CABLE GLAND TYPE - Quantity (Max 2) | | | |
|----|-------------------------------------|-----|---------|--------------|
| | | MIN | MAX | |
| | Ø | 0 | WITHOUT | |
| C | 1 | 2 | PG 9 | Ø 4 - Ø 8 mm |
| D | 1 | 2 | PG 11 | Ø 5 - Ø10 mm |
| E | 1 | 2 | PG 13,5 | Ø 6 - Ø12 mm |
| F | 1 | 2 | PG 16 | Ø10 - Ø14 mm |

| X8 | FRONT PROTECTION SET | |
|----|----------------------|--|
| 0 | Without | |
| 1 | Included | |

| X9 | 19"-ETSI Fastening Adapter set | |
|----|--------------------------------|--|
| 0 | Without | |
| 1 | Included | |

| X10 | Adapter Exit Direction (front view) | |
|-----|---|--|
| L | Left Exit all Adapters | |
| R | Right Exit all Adapters | |
| H | Left Exit Half Adapters Right Exit Half Adapters | |

- NOTES:
- In case when Adapters (Angled Holders) ordered quantity aren't maximal, all free holes will be covered with Dummy plugs.
 - Our standard Pigtailed delivery are 12 pcs Colour coded (Fiber cable Pigtail Ø0,9mm, Semitight, with Fiber 9/125 G657.A) with Mesurement protocol, packed in transparent bag.
 - In case when Pigtailed ordered No. Aren't minimum 12 pcs, we'll delivered ordered quantity in diferent colour (NOT under Colour code)
 - In case when Splice Cassette ordered No. Are 4 pcs, cannot be mount on extreme Left or extreme Right position.
 - Each Angled Cable Entry Plate can support 1 pc of Cable Gland at once, if you order 2 pcs of Cable Glands you need also 2 pcs of A.C.E.P.
 - In case when Adapter Exit Direction R is ordered (X10), A.C.E.P. will be mount on Left position.
 - In case when Adapter Exit Direction L is ordered (X10), A.C.E.P. will be mount on Right position.
 - In case when Adapter Exit Direction H is ordered (X10), Splice Cassettes can be mount only in medium position.
 - In case when PP without adapters is ordered put Angled Holders Type (X2*).
 - In case when PP with URM adapters is ordered, PP capacity is double than shown in table for Dx adapters!